

The eF Series® Exclusive Technologies and Features




Down-Fired Premix Power Burner

- Proven design with over 10 years of use in the field
- Self-compensating negative pressure system
- Automatically regulates fuel flow when a change in combustion air is detected
- Optimum combustion and efficiency
- Automatically adjusts for altitudes up to 10,000 feet
- No Dampers or Pressure Switches

Submerged Combustion Chamber

- Minimizes radiant heat loss and improves efficiency



ICON HD™ Commercial Control System

- Features an LCD digital display showing temperature set point and diagnostic codes to aid in servicing and troubleshooting
- User-friendly touchpad and easily viewable data display area

Three Pass Heat Exchanger System

- Provides maximum heat transfer surface area
- Allows combustion gas to move at high velocity

Hydrojet® Sediment Reduction System

- Helps prevent sediment buildup inside the tank



Advantages

Specifiers

With thermal efficiency ratings of up to 99.1%, high recovery rates, and exceptional installation flexibility, the eF Series® is an outstanding eco-friendly option that can meet the toughest installation challenges and hot water demands.

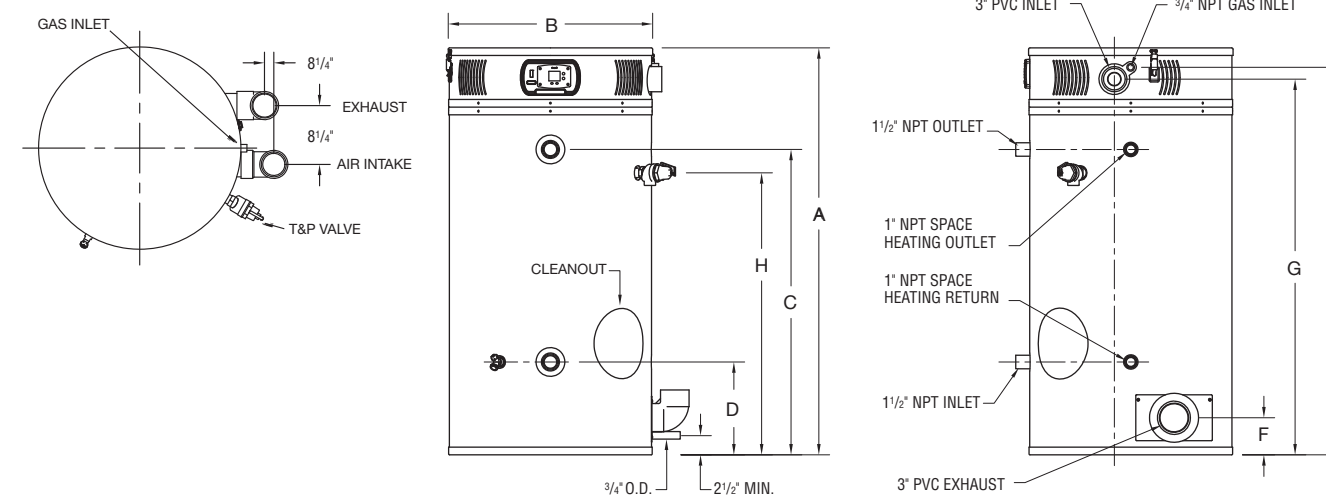
Installers

The design of this product allows for exceptional installation flexibility with many different venting options. With our exclusive ICON HD Commercial Control System, the LCD display and diagnostic codes aid in servicing and troubleshooting.

Building Owners

If energy savings and ultra quiet operation are important to you, look no further. The eF Series® utilizes exclusive designs for unsurpassed reliability, efficiency, and quiet operation. Most models are ENERGY STAR® qualified.

Specs at a Glance



Model Number	Capacity		Input		GPH Recovery at Degree Rise*			Therm. Eff. %	A Floor to Top of Heater in.	B Jacket Dia. in.	C Floor to Hot Water Conn. in.	D Floor to Cold Water Conn. in.	E Floor to Gas Conn. in.	F Floor to Vent Conn. in.	G Floor to Air Intake Conn. in.	H Floor to T&P Conn. in.	Water Conn. Dia. in.	Gas Conn. Dia. in.	Relief Valve Open in.	Approx. Shipping Weight lbs.
	U. S. Gal.	Imp. Gal.	Nat. BTU/Hr. Input	LP BTU/Hr. Input	40°F	100°F	140°F													
EF-60T-125E-3N(A)	60	50	125,000	125,000	364	145	104	96.0	57	28 1/4	42 1/2	12 1/8	53 1/2	5	52 1/2	40	1 1/2	3/4	3/4	570
EF-60T-150E-3N(A)	60	50	150,000	150,000	423	169	121	93.0	57	28 1/4	42 1/2	12 1/8	53 1/2	5	52 1/2	40	1 1/2	3/4	3/4	570
EF-60T-199E-3N(A)	60	50	199,999	199,999	558	223	159	92.0	57	28 1/4	42 1/2	12 1/8	53 1/2	5	52 1/2	40	1 1/2	3/4	3/4	570
EF-100T-150E-3N(A)	100	83	150,000	150,000	450	180	129	99.1	77 3/8	28 1/4	62 1/2	12 1/8	74 3/4	5	73 1/8	60	1 1/2	3/4	3/4	900
EF-100T-199E-3N(A)	100	83	199,999	199,999	597	239	171	98.5	77 3/8	28 1/4	62 1/2	12 1/8	74 3/4	5	73 1/8	60	1 1/2	3/4	3/4	900
EF-100T-250E-3N(A)	100	83	250,000	250,000	735	294	210	97.0	77 3/8	28 1/4	62 1/2	12 1/8	74 3/4	5	73 1/8	60	1 1/2	3/4	1	900
EF-100T-300E-3N(A)	100	83	300,000	300,000	836	335	239	92.0	77 3/8	28 1/4	62 1/2	12 1/8	74 3/4	5	73 1/8	60	1 1/2	3/4	1	900
EF-100T-399E-3N(A)	100	83	399,999	399,999	1127	451	322	94.0	77 3/8	28 1/4	63	13	74 3/4	5	73 1/8	60	1 1/2	1	1	950

(A) = ASME Code Available.
For Propane Gas models change suffix "N" to "X" and remove "E" from the model number. Example: EF-100T-150-3X.
All models comply with SCADA and low NOx requirements.
Please consult specification sheet and website for complete product information.

Dimensions and specifications subject to change without notice in accordance with our policy of continuous product improvement.

EFB-0315



Committed to American Manufacturing, Wholesale Distribution, and Professional Installation.



B R A D F O R D W H I T E



eF Series®
Ultra High Efficiency
Commercial Gas Water Heaters



Built to be the Best™ | www.bradfordwhite.com



The celebrated eF Series® is one of the most exceptional performers in Bradford White's commercial line-up.

Utilizing exclusive designs and technologies, this time-tested top performer outclasses the competition when it comes to installation flexibility, quiet operation, and, most importantly, efficiency. With thermal efficiencies up to 99.1%, the highest rating in its class, the eF Series® provides year-round energy and money savings while meeting your toughest installation challenges and hot water demands.




Highlights

- **Up to 99.1% Thermal Efficiency – The Highest Anywhere!**
- **Fully Condensing Design**
- **ICON HD™ Commercial Control System**
- **High Recovery Rates**
- **Reliable Trouble-Free Performance**
- **Top-Fired Premix Power Burner Automatically Adjusts up to 10,000 ft above Sea Level**
- **Meets California Ultra Low NOx Requirements**
- **Ultra Quiet Operation**
- **Zero Inch Clearance to Combustible Materials**

Powerful and proven performers, eF Series® Ultra High Efficiency water heaters are known for incredible delivery and super-fast recovery, making them the best all-around Ultra High Efficiency Water Heaters in the industry. The eF Series® – Built to satisfy your toughest hot water requirements.

Sequence of Operation



Combustion gases generated by the Premix Power Burner travel through three heat exchangers. The combustion gases enter the 1st pass heat exchanger at a temperature above 2000°F and then travel down the 8" heat exchanger tube.

When the combustion gases reach the 1st pass collector at a temperature near 1100°F, the gases are then redirected upwards into two 4" 2nd pass heat exchanger tubes.

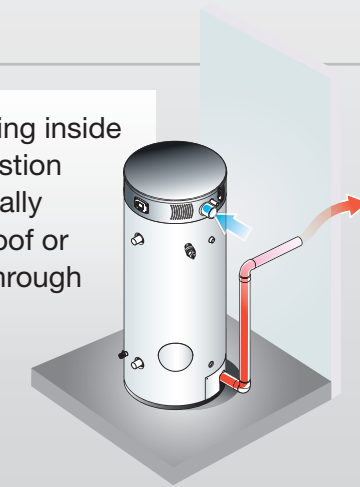
The gases then move into the 2nd pass collector, where the temperature has now been reduced down to approximately 500°F.

The combustion gases are then forced downward through eight 2" 3rd pass heat exchanger tubes and reach the exhaust collector at a temperature of approximately 120°F.

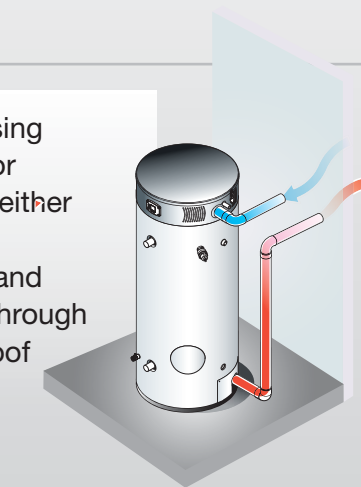
Venting Options

- **Flexible Venting up to 170 ft.**
- **Ability to vent with 2", 3" or 4" PVC, CPVC, ABS or PP Pipe (Canada must use specific uLC S636 vent material)**
- **Optional Concentric Vent Termination Kit – available in 2" or 3"**

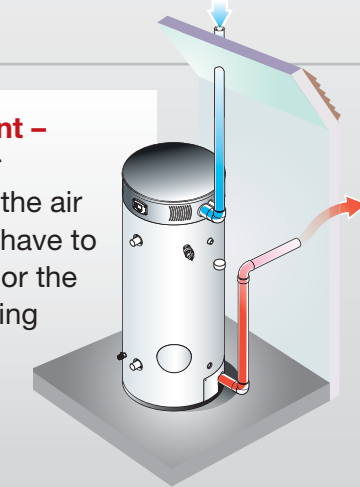
Power Vent – using inside air for combustion venting vertically through the roof or horizontally through the wall



Direct Vent – using outside air for combustion either vertically or horizontally and exhausting through the wall or roof



Unbalanced Direct Vent – using outside air for combustion, where the air intake pipe doesn't have to be the same length or the same external building surface as the exhaust vent



The extensive commercial eF Series® line-up will help you meet the demand of any job, including hotels, motels, restaurants, medical centers, schools, apartments, health clubs, stadiums, office buildings, shopping centers, laundromats, and more.



Scan the QR code to download any of our FREE Apps! iPad/iPhone & Android Compatible



Free eF Series® Efficiency Calculator App

- Calculate the savings of eF Series® Ultra High Efficiency Water Heaters.
- See daily and yearly energy and cost savings.